



**SEALED VRLA MONOBLOC
AGM BATTERIES**

UHR 12-200W

**VALVE REGULATED
LEAD ACID BATTERY**

**12V 200WATTS/CELL
@ 15MIN to 1.67 VPC**

**FOR APPLICATION:
UPS
SWITCHGEAR
INDUSTRIAL DC POWER**



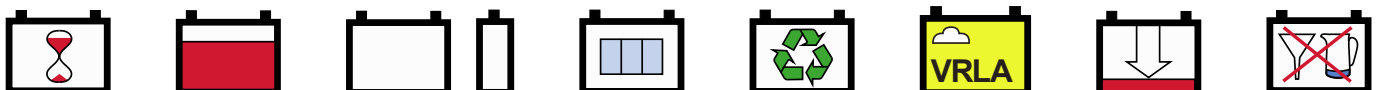
HIGH PERFORMANCE

Innovative Features

- ◆ 12 years design life @ 25°C(77°F);
- ◆ Ultra high energy density designed, specially for high current and high power discharge UPS system;
- ◆ Valve regulated lead acid battery (VRLA);
- ◆ High-Compression Absorbed Glass Mat technology (AGM) for greater than 99% recombination efficiency;
- ◆ Proprietary Fixed Orifice Plate Pasting technology applying active materials on both sides of the grid for consistent cell-to-cell performance and higher capacity;
- ◆ Heavy duty threaded copper alloy terminals for ease of assembly, reduced maintenance and increased safety.
- ◆ Advanced high tin low calcium lead alloy, minimizing plate grid corrosion and promotes long battery life.
- ◆ Flame arresting, low pressure safety release venting system for individual cells, recognized per U.L. 94V0.
- ◆ Horizontal or vertical operation.
- ◆ One-way fire proof relief valve, Explosion Resistant.
- ◆ Patented long life alloy having the lowest calcium levels industry minimizing grid growth and reducing gassing;
- ◆ Standard: Reinforced ABS (UL 94HB) container
- ◆ Optional: Flame-retardant reinforced ABS case and cover compliant with U.L.94 V-0 with an Oxygen Limiting Index of greater than 28%.
- ◆ Slow self discharge rate: <3%/month;

12 VOLTS - 200 WATTS @ 15 MIN RATE								
Constant Power Discharging Ratings - Watts Per Cell @ 25°C (77°F)								
End Point Volts/Cell	5min	10min	15min	20min	25min	30min	60min	90min
1.67	316	249	200	167	138	120	59.7	46.7

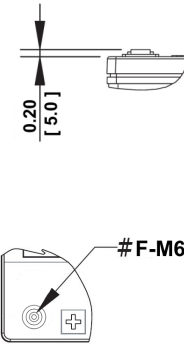
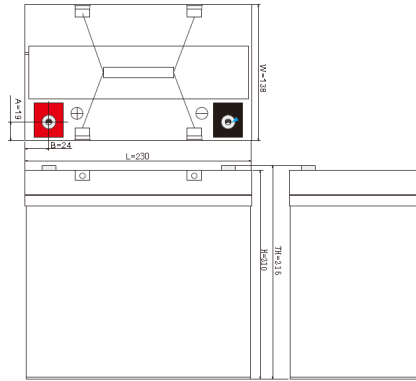
For UPS / Switchgear / Industrial DC Power



Ultra High Rate Range VRLA

EverExceed[®]
power your applications

Length : 230mm
 Width : 137mm
 Height : 210mm
 Total Height :216mm
 Standard Terminals: F-M6



Electrical Specifications

Cells Per Unit	Voltage Per Unit	Weight	Electrolyte	Maximum Discharge Current (5s)	Short Circuit Current	Internal resistance (mΩ)
6	12.84	16.5kgs 36.3lbs	SG = 1.300	825 Amps	2410 Amps	7.2

Capacity	200Watts per all at the 15 minute rate to 1.67 volts per cell at 25°C (77°F).
Applicable Operating Temperature Range	-40°F (-40°C) to +158°F (70°C).
Ideal Operating Temperature Range	+68°F (+20°C) to +82.4°F (28°C).
Floating Charging Voltage	13.5 to 13.8 VDC/unit Average at 25°C (77°F).
Recommended Maximum Charging Current Limit	13.75 Amperes (0.25C10 Amperes)
Equalization and Cycle Service Charging Voltage	14.1 to 14.4 VDC/unit Average at 25°C (77°F).
Maximum AC Ripple (Charger)	0.5% RMS or 1.5% P-P of float charge voltage recommended for best results. Maximum voltage allowed = 1.4% RMS (4% P-P). Maximum current allowed = 0.13 amperes RMS (C/10) to 1.8VPC.
Self Discharge	EverExceed High Rate Range batteries may be stored for up to 12 months at 25°C (77°F) and then a freshening charge is required. For higher temperatures the time interval will be shorter.
Accessories	Inter unit connectors racks and cabinet systems are available.
Terminal: Inserted	Threaded copper alloy insert terminal
Terminal Hardware Initial Torque: Inserted Terminal	5 N-m

Constant Power Discharging Ratings - Watts Per Cell @ 25°C (77°F)

End Point Volts/Cell	5min	10min	15min	20min	25min	30min	60min	90min
1.75	269	244	193	163	132	110	55.1	42.4
1.70	310	246	194	164	135	116	58.2	44.9
1.67	316	249	200	167	138	120	59.7	46.7

Note: Batteries to be mounted with 0.39 in (1.00 cm) spacing minimum and free air ventilation. Specifications subject to change without notification.

