



# Install Tips

## **SPEEDCAP™ - THE 30 SECOND TERMINATION!**




Strip jacket from the cable and position it into the strain relief located on the cap.

00:05 Seconds




Separate the pairs and place them in the designated position in accordance with your wiring scheme (TIA/EIA 568A or B)

00:15 Seconds




Using cutting pliers, trim off the excess wire.

00:20 Seconds




Position the cap over the IDC conductors.

00:21 Seconds




Using your thumb, secure the cap onto the jack

00:25 Seconds



Using the lever termination tool, press down firmly to ensure a positive termination.

00:30 Seconds



**Done!**  
A completed jack in just **30** seconds!!

*Actual times may vary.*